



SEWERAGE AND WATER BOARD OF NEW ORLEANS

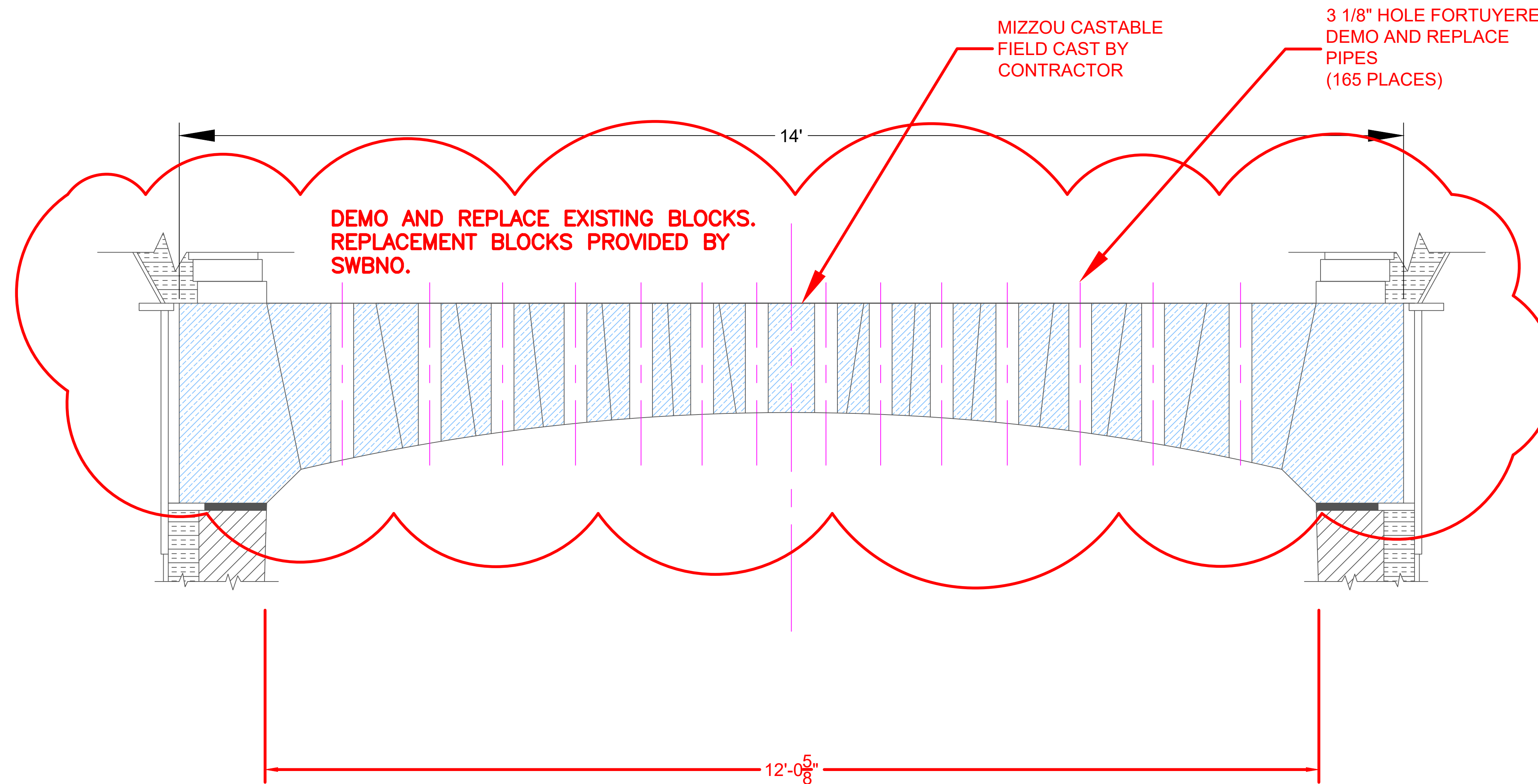


ENVIRONMENTAL DEPARTMENT

CONTRACT 30274 FLUIDIZED BED INCINERATOR REFRACTORY DOME BRICK INSTALLATION

SHEET No.	TITLE	SHEET No.	TITLE
G-1	TITLE SHEET AND SITE LOCATION		
M-2	CROSS SECTION OF FBI DOME		
M-3	PLAN OF FBI DOME		
M-4	PLAN FBI DOME BRICKS ARRGT		
M-5	FBI BLOCK PLAN		
M-6	CROSS SECTION FBI ROOF		

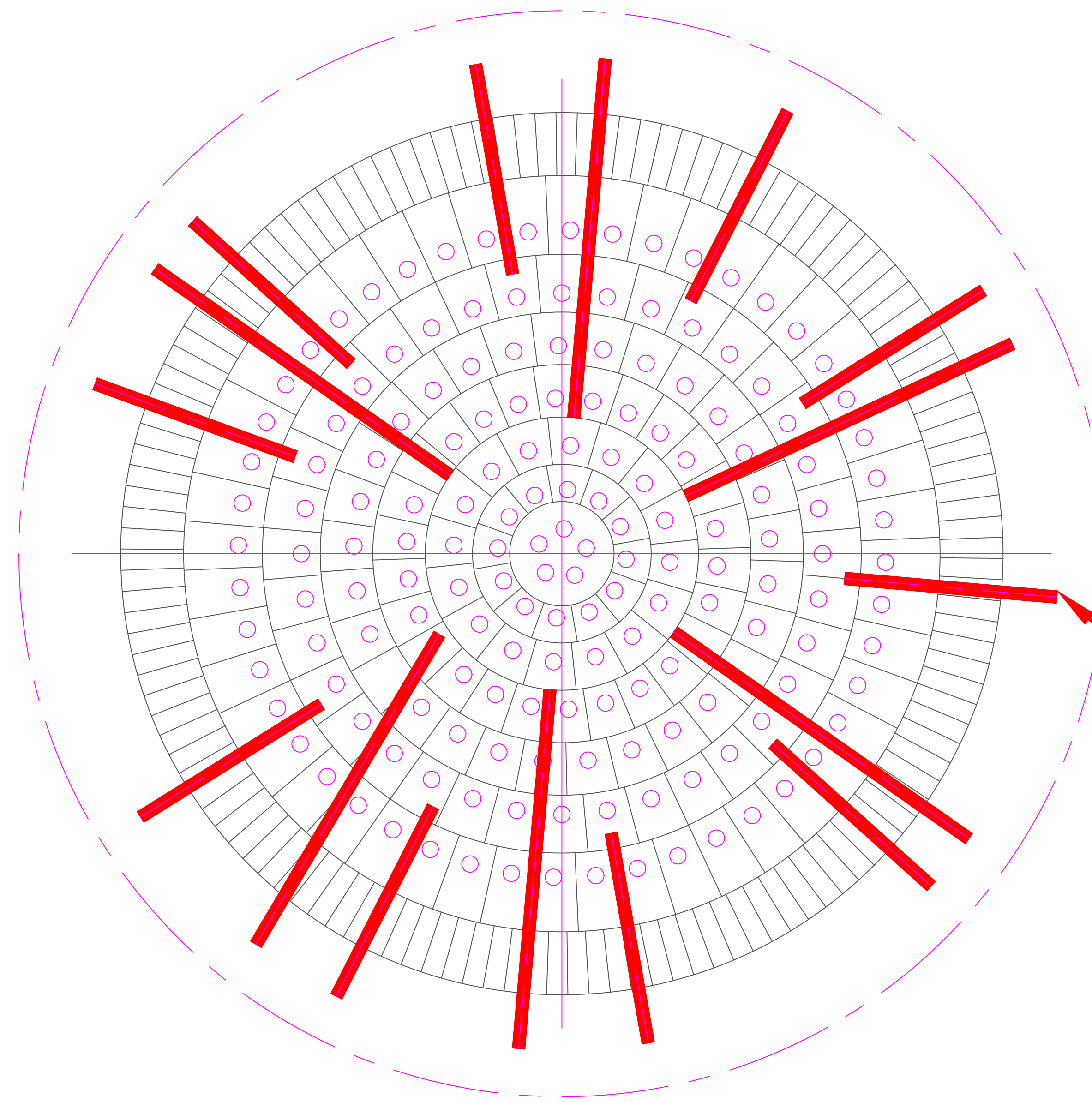
REV.	DATE	DESCRIPTION	BY
SEWERAGE AND WATER BOARD OF NEW ORLEANS			
CONTRACT 30113 FLUIDIZED BED INCINERATOR REFRACTORY DOME BRICK INSTALLATION			
TITLE SHEET AND SITE LOCATION			
DR. JTDL	G-1		
TRC. XX			
CK. XX			
AP. XX			
SCALE: NTS	DWG. No. 12313-W-33		
DATE: 09/07/2025	SET NO.	SHEET NO. 1 OF 6	



AREA OF DOME TO BE SUPPORTED FOR
DEMO AND REPLACEMENT OF BLOCKS

ELEVATION CROSS SECTION OF DOME
SECTION 1-F SHEET 2

REV.	DATE	DESCRIPTION	BY
SEWERAGE AND WATER BOARD OF NEW ORLEANS			
CONTRACT 30113 FLUIDIZED BED INCINERATOR REFRACTORY DOME BRICK INSTALLATION			
CROSS SECTION OF FBI DOME			
DR. JTDL	M-2		
TRC. XX			
CK. XX			
AP. XX			
SCALE: NTS			
DATE: 09/07/2025	SET NO.	DWG. No. 12313-W-33	
		SHEET NO. 2 OF 6	




2" GAS GUN (16 PLACES)

PLAN VIEW OF DOME SHOWING GAS GUNS

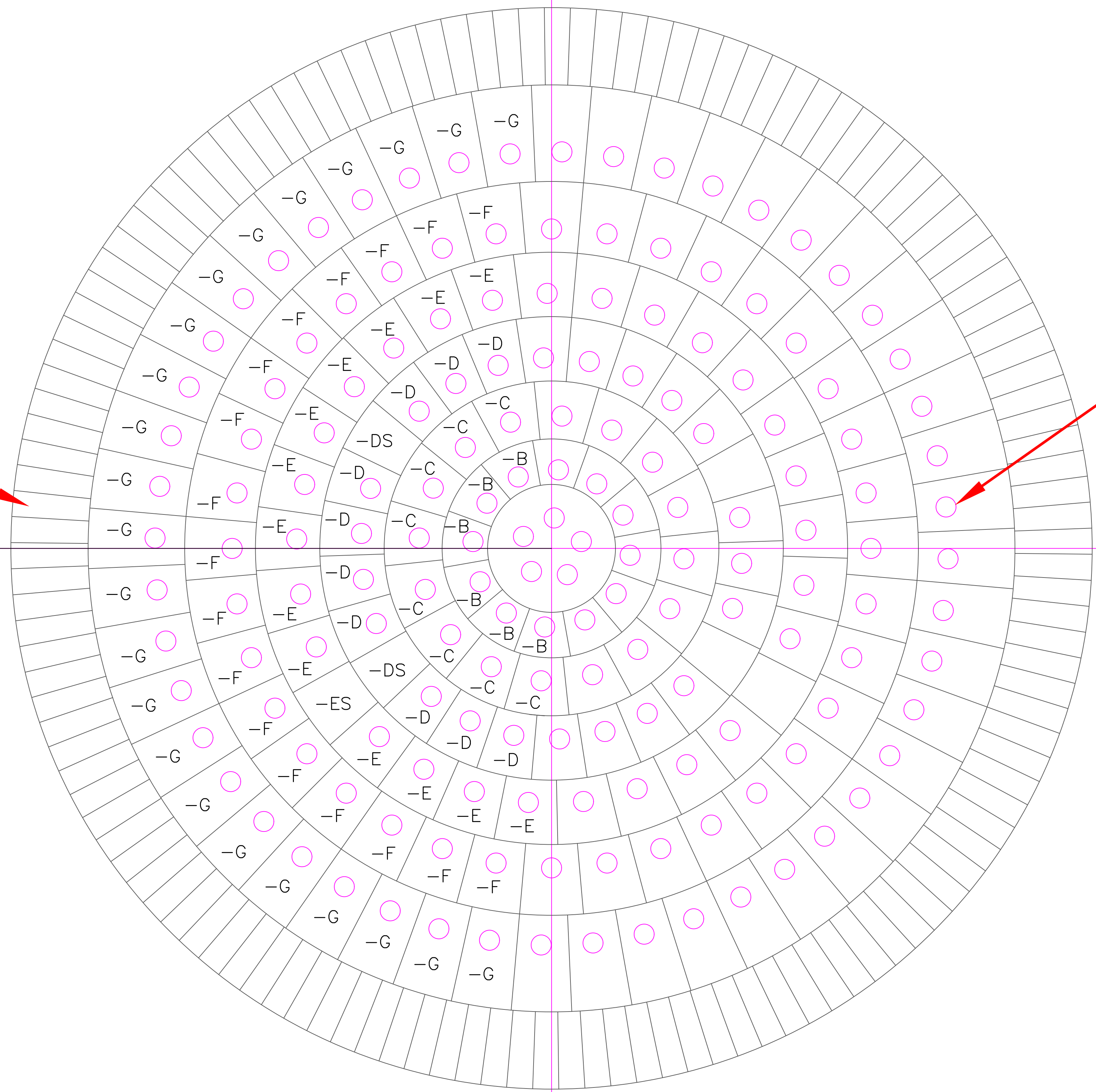
PLAN 2-F SHEET 3

REV.	DATE	DESCRIPTION	BY
SEWERAGE AND WATER BOARD OF NEW ORLEANS			
CONTRACT 30113 FLUIDIZED BED INCINERATOR REFRACTORY DOME BRICK INSTALLATION			
PLAN OF FBI DOME			
DR. JTDL	M-3		
TRC. XX			
CK. XX			
AP. XX			
SCALE: NTS			
DATE: 09/07/2025	SET NO.	DWG. No. 12313-W-33	
		SHEET NO. 3 OF 6	



A B C D E F G H J K L M

9
8
7
6
5
4
3
2
1



-S
(TYP)

3 1/8" HOLE FOR TUYERE
(165 PLACES)

PLAN VIEW OF DOME SHOWING BLOCK
LOCATIONS
PLAN 1-F SHEET 4

REV.	DATE	DESCRIPTION	BY
SEWERAGE AND WATER BOARD OF NEW ORLEANS			
CONTRACT 30113 FLUIDIZED BED INCINERATOR REFRACTORY DOME BRICK INSTALLATION			
PLAN FBI DOME BRICKS ARRGT			
DR. JTDL	M-4		
TRC. XX			
CK. XX			
AP. XX			
SCALE: NTS			
DATE: 09/07/2025	SET NO.	DWG. No. 12313-W-33	
			SHEET NO. 4 OF 6

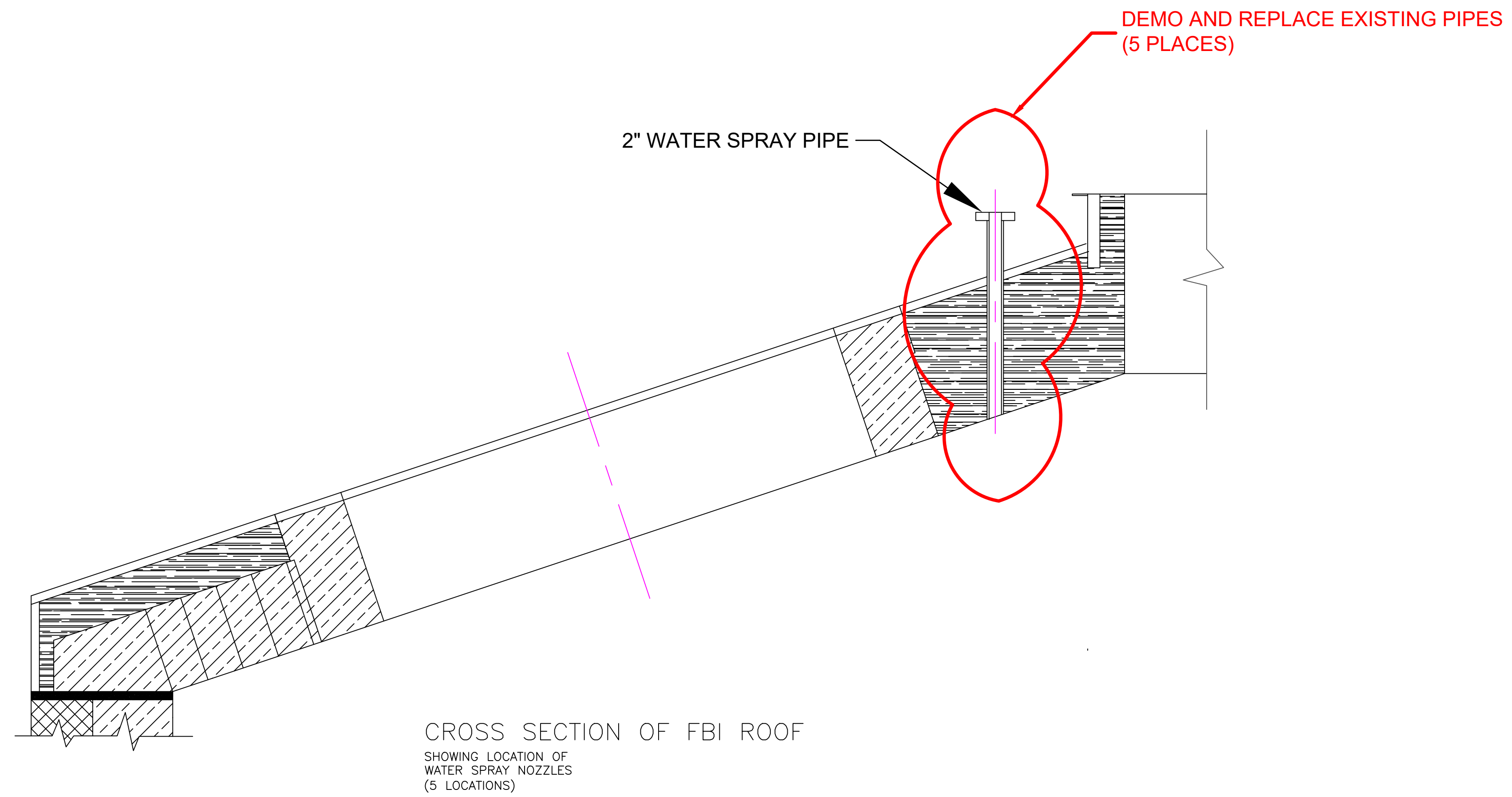
A B C D E F G H J K L M

TABLE OF BLOCKS USED (297 BLOCKS TOTAL)							
ROW	- B	- C	- D	- E	- F	- G	- S
13962 - B	12						
12838 - C		16					
12838 - D			22				
12838 - DS			4				
12838 - E				26			
12838 - ES				3			
12838 - F					36		
16383 - G						48	
16383 - S							130
HOLES PER ROW	12	16	26	29	36	48	130

TABLE OF BLOCK LOCATIONS
TABLE 4, 1-F SHEET 5

REV.	DATE	DESCRIPTION	BY
SEWERAGE AND WATER BOARD OF NEW ORLEANS			
CONTRACT 30113 FLUIDIZED BED INCINERATOR REFRACTORY DOME BRICK INSTALLATION			
FBI BLOCK PLAN			
DR. JTDL			
TRC. XX			
CK. XX			
AP. XX			
SCALE: NTS			
DATE: 09/07/2025	SET NO.	SHEET NO. 5 OF 6	





REV.	DATE	DESCRIPTION	BY
SEWERAGE AND WATER BOARD OF NEW ORLEANS			
CONTRACT 30113 FLUIDIZED BED INCINERATOR REFRACTORY DOME BRICK INSTALLATION			
CROSS SECTION FBI ROOF			
DR. JTDL	M-6		
TRC. XX			
CK. XX			
AP. XX			
SCALE: NTS			
DATE: 09/07/2025	SET NO.	SHEET NO. 6 OF 6	
DWG. No. 12313-W-33			